



中国建 料集团有限 司

社会责任报告



"
" CNBM"



2

4
6
8
9
10
12

14
16
24

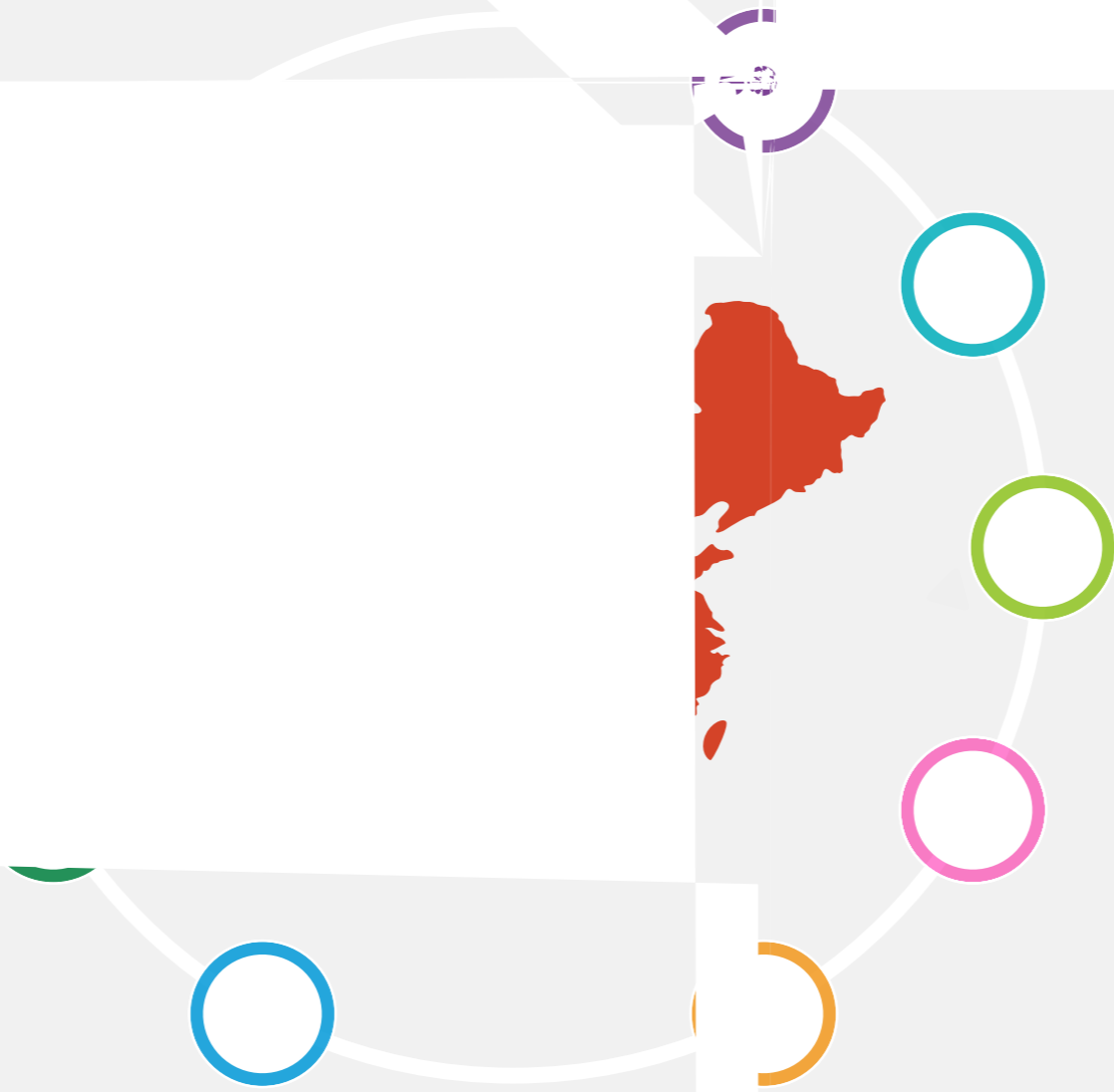
36
48
60
76
88

98
100
104
105

26
28
30
32
34
38
40
42
44
45
46
54
56
58
62
64
66
78
79
80
84
85
86
90
92
93
94
96



		500
500	500	46
500	267	2013





13

20



4

4.1

1000

0.33mm

4000

ITO
TFT
0.4mm 0.5mm

100

12

54

16.5

10000

1.5

31.5

4000

T700

1.25MW
62

6MW

5500

2200

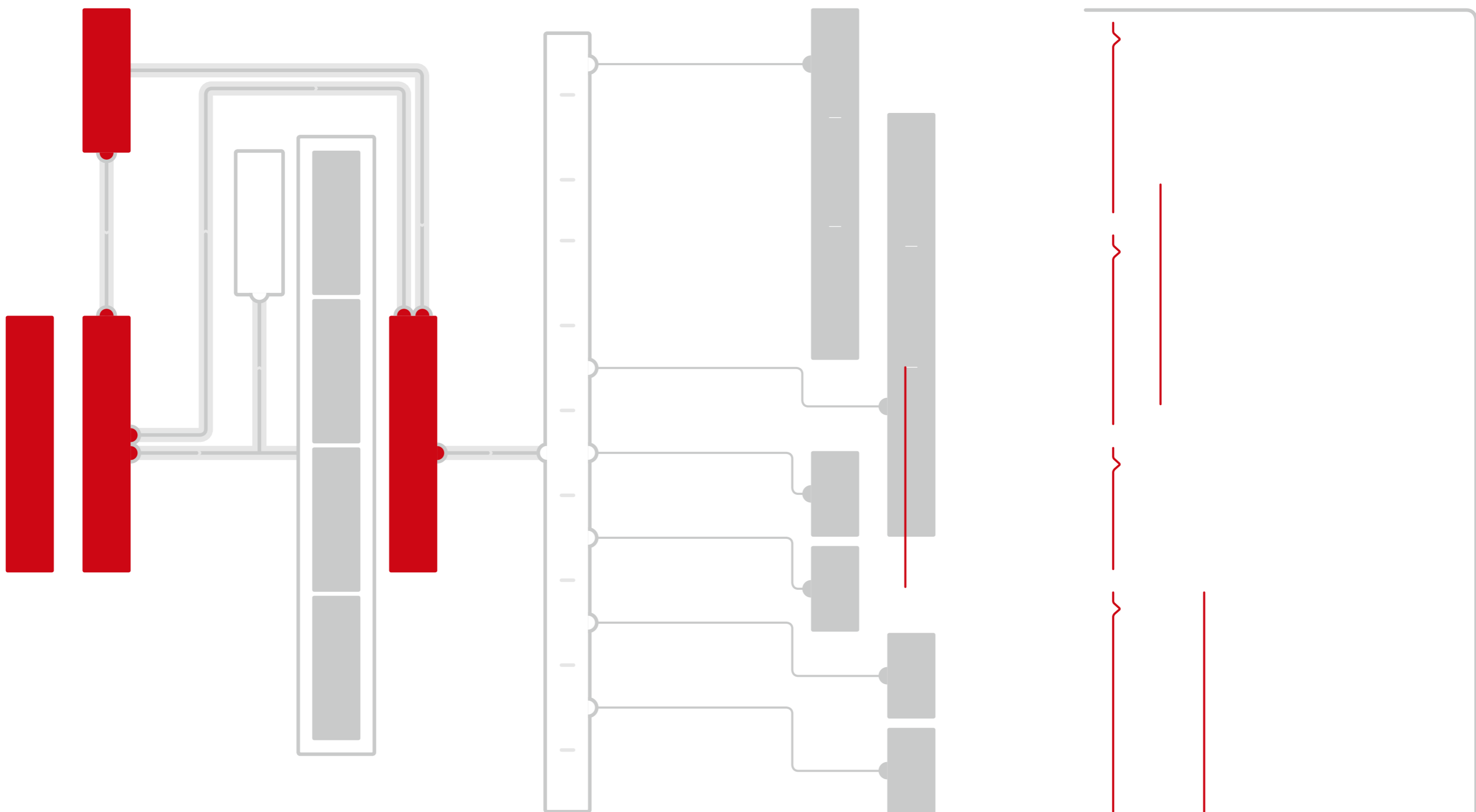
T700

T700
SYT-45

4

10

* 863*






1 2014 4

2 2013 7

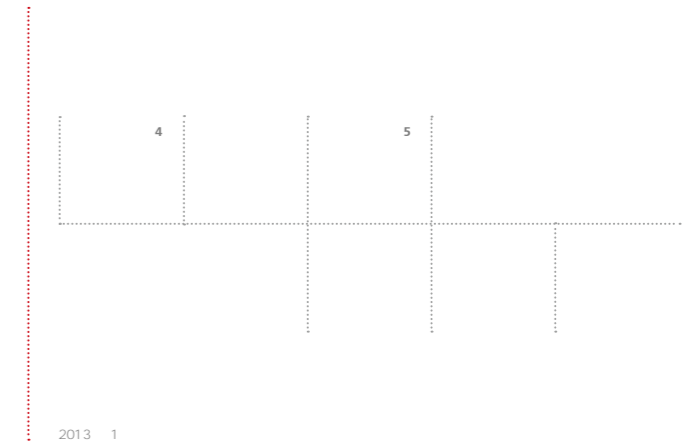
3 2014 4

4 2014 4

5 2014 4



2013 1



2013 1

1

9 20

2009

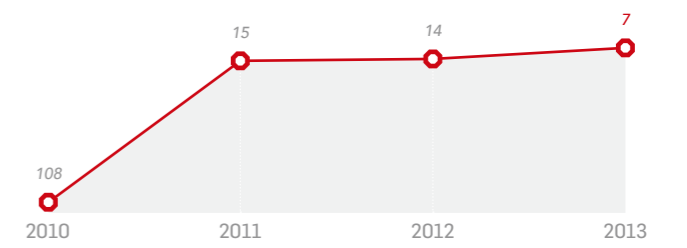
6 27

2010

2010

2010-2013
100

[2010-2013]



2012-2014

500

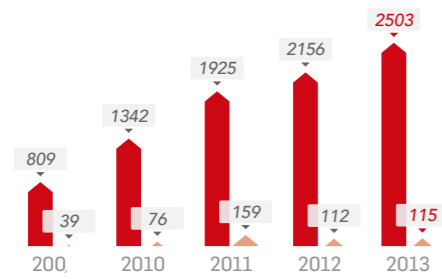
[]



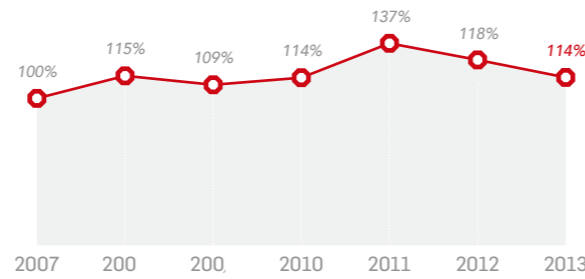
2013

		3323.HK	0.1600	1.0672
		000786.SZ	0.4300	1.5740
		600176.SH	0.1200	0.3657
		600552.SH	0.0650	0.6500
		600876.SH	—	-0.2000
		1108.HK	—	-0.2560
		002066.SZ	—	-0.5858

2009-2013



2007-2013



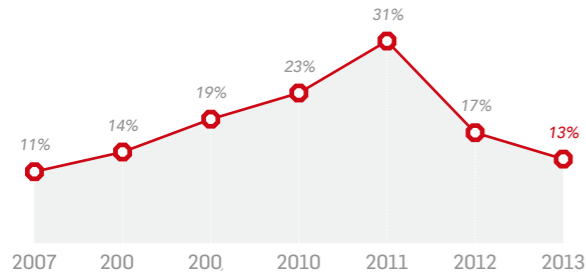
2009-2013

	2009	2010	2011	2012	2013
	90	63	132	152	145
	1	0	2	0	1
	21	17	46	89	54

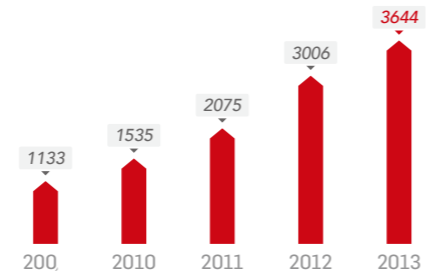
2009-2013

	2009	2010	2011	2012	2013
	100	79	28	22	59
	0	0	1	1	1
	62	30	15	5	8
	38	49	12	16	50

2007-2013



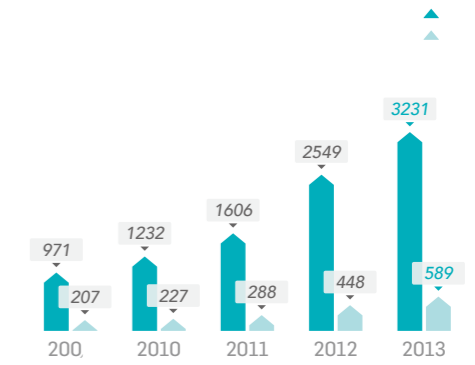
2009-2013



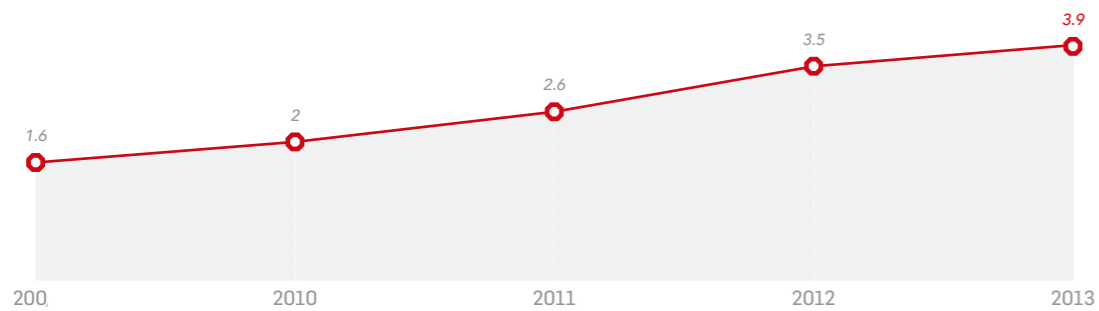
2009-2013

	2009	2010	2011	2012	2013
	430	514	630	766	1262
	144	173	170	228	373
	202	420	487	729	848
	34	54	80	143	128

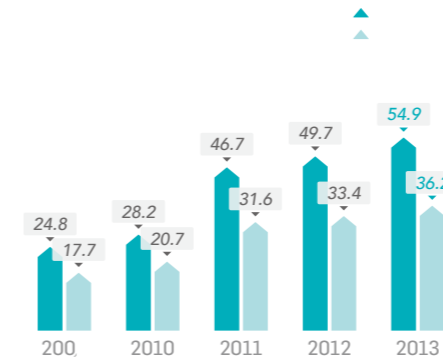
2009-2013



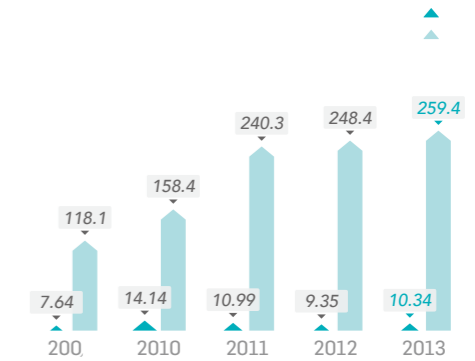
2009-2013



2009-2013



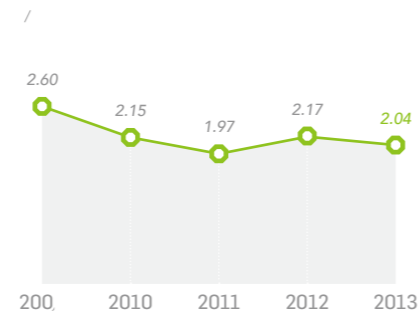
2009-2013



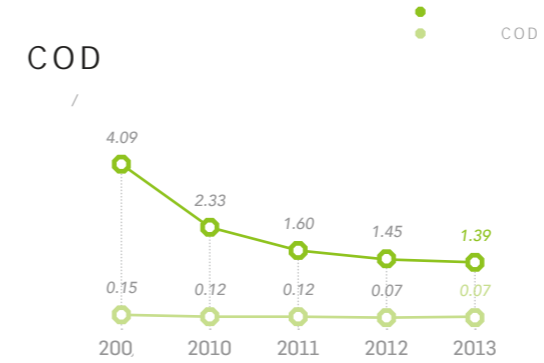
2009-2013



2009-2013



2009-2013



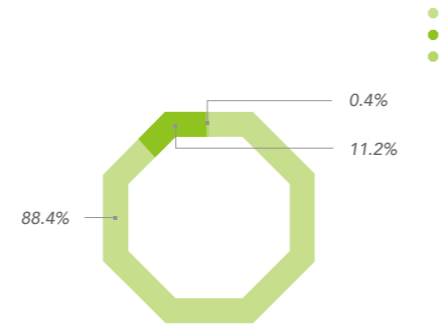
2010-2013



2013

	2866.44
	2467.51
	2579457.41
	28379.6
	48.95

2013



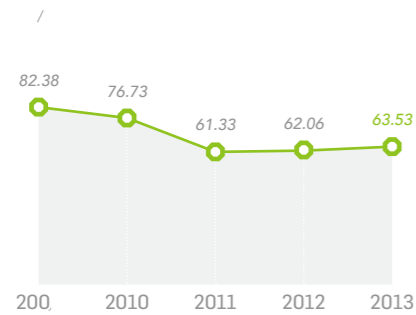
2013

	6191.16
	8.23
	10.32
	101.91
%	99.17

2013

	/	8.02
	/	0.41
	%	96.44
		1606
		60.13

2009-2013



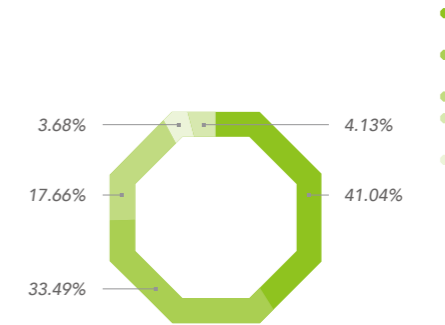
2009-2013



2010-2013



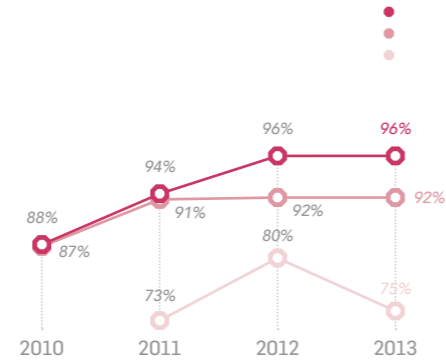
2013



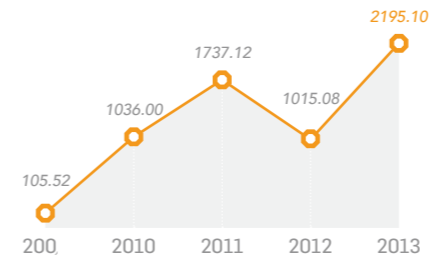
2010-2013

	2010	2011	2012	2013
	112676	126385	165652	179421
	397	594	1190	1234
	1566	3516	2706	3031
	599	1023	1620	1685
	24.0%	11.6%	13.5%	18.1%

2010-2013



2009-2013



2009-2013



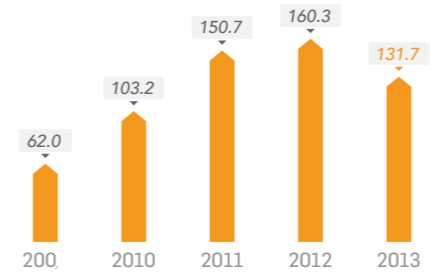
2010-2013

	2010	2011	2012	2013
	38	53	66	67
	12811	13368	20392	21131

2011-2013

	2011	2012	2013
	11975	21028	37491
	108	63	164
	1580	1138	2387

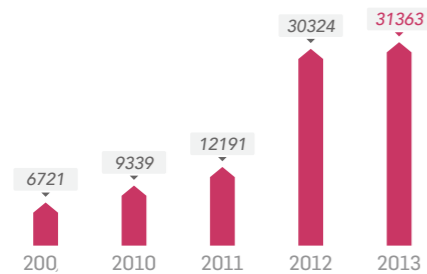
2009-2013



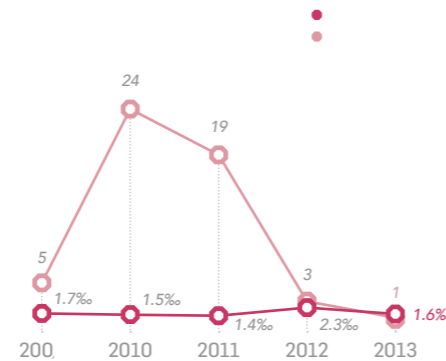
2011-2013

	2011	2012	2013
	21182	15901	16081
	4276	3743	4383
	241	521	158

2009-2013



2009-2013



2012-2013

	2012	2013
	20	18
	136	112
	466	506
	98	119
	17815	36530

2012-2013

	2012	2013
	67	109
	91	145
	3337	4864
	39778	10681



343

2013

100

7




26
28
30

32
34

2013

2



189

1157



3

" "

2013

1.8

2013

5068

CSI
CSI

CSI
13

CSI

2000 7

1999

3.0

2013

2

31


2





38
40
42

44
45
46


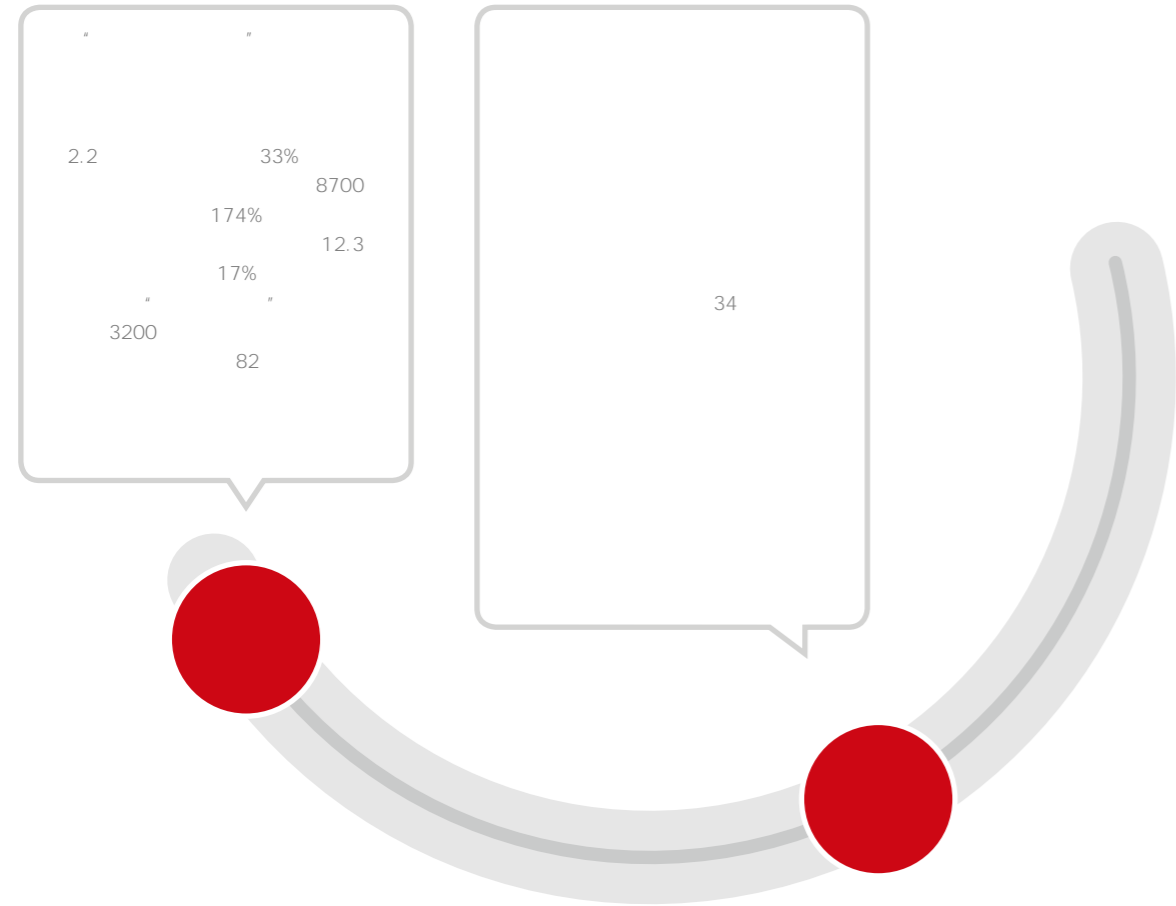


2013
115.1

2013
2522.6

2013
131.7

2013		2013		2013	
		6.3		"	"
	16.3%				
4526		18.2%			
	24.2		9.6%		
	7.8			2013	12 31
11.2%		11.7			3,644
	22.5%			2,523	16%
				115	3%
				88	2%
				132	2013





7 " " 5 "



2013

61.4%

2013

44.3%

2013

1.7

2013

93.2%



2013

6.4

2013

100%



2013

145

2013

3.2

2013

AAA

2013
98.0%

2013
2.2

2013

LOW-E

15

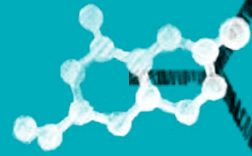
" 2014

2013
1473
2013
2066



2013

54.9



2013

3231

50
52
53
53

54
56
58

2013

259.4

5
3
1
1

7
1
1



6069
3
41
1
8%
1.4
13959
2013
2013




2013
54.9
5%
36.2
8%

2013
54.9
2013
36.2

2013
1.4
2013
8%





2013
28
 2013
145

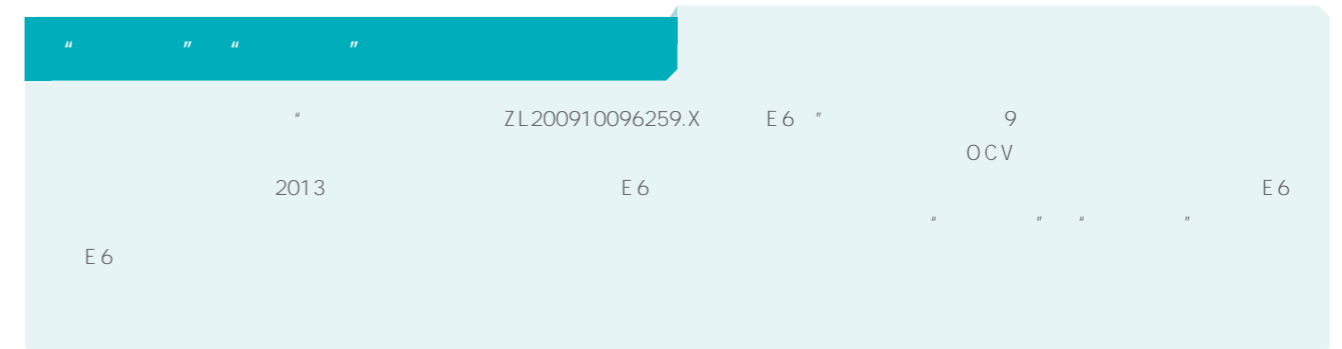
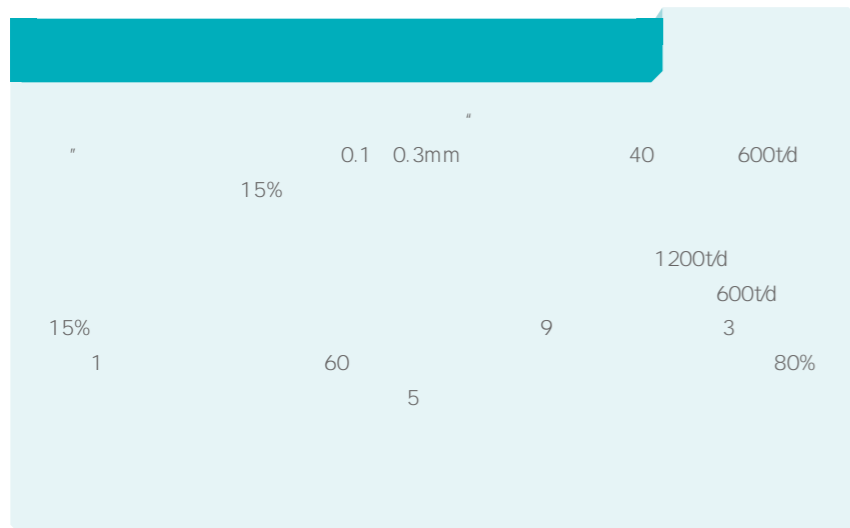
”


2013
 30
 145

/

2013 4
 1262 E6
 373 848
 128
 3231
 589
 E6

2013
848
 2013
4





2013 100
PM2.5
11
11
2013
150 " "
" "



1 5 7 9 2013
" ISO 17095

2013

2013

50

7

"

2013

" ISO

71

13124:2011



CTC CNCA
CNAS
CTC
CTC 55 2013
2014 APEC
620

3 2011 RILEM

2013

622

2013
1606 MW

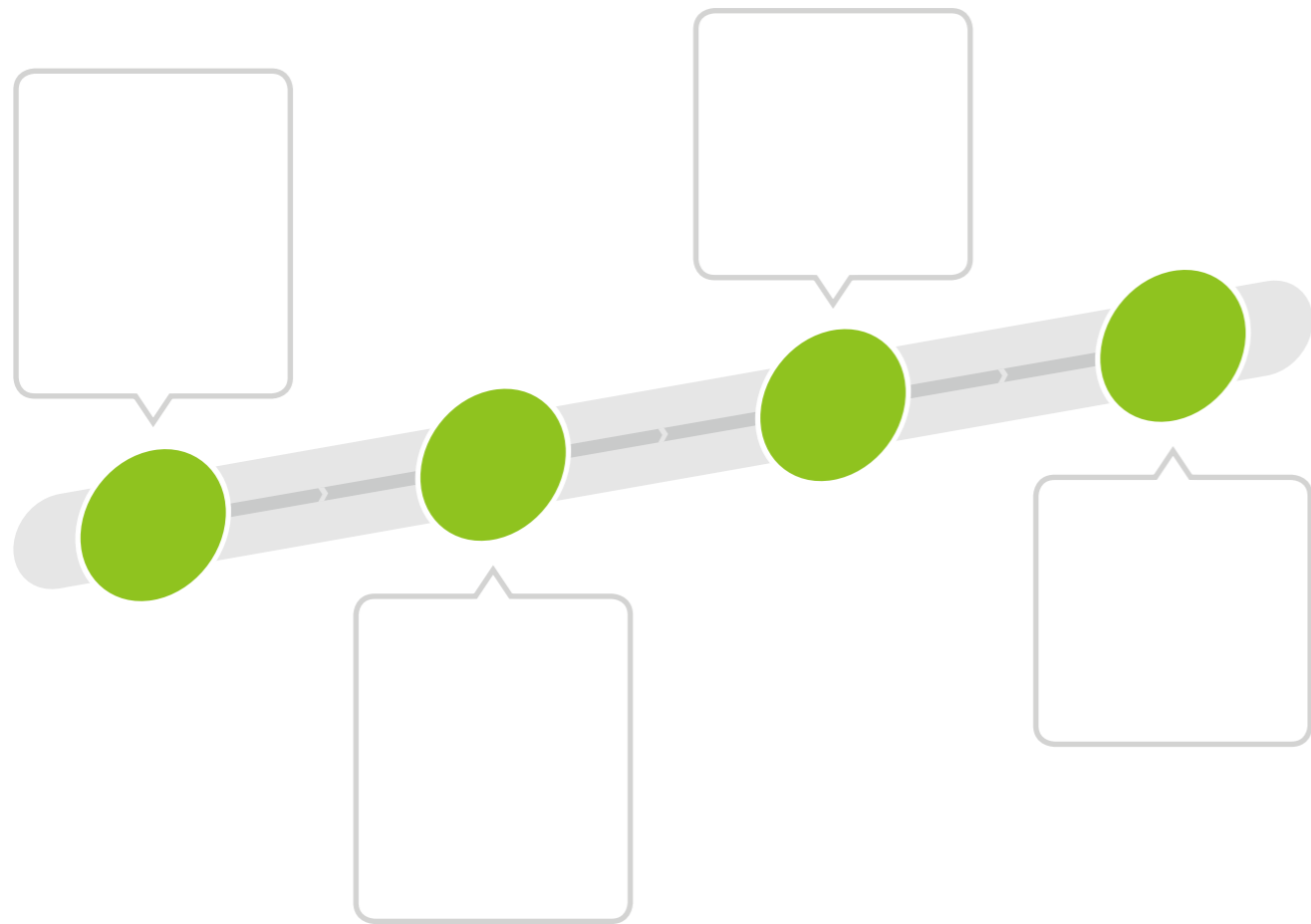
2013
6191.2




62 68
64 70
66 74

2013
14.5

”



" " 214
" " 400



926.4

207

2013
855

2013
44.7%



2013

5.7

2013

70

1

2

3

4

5

6

7

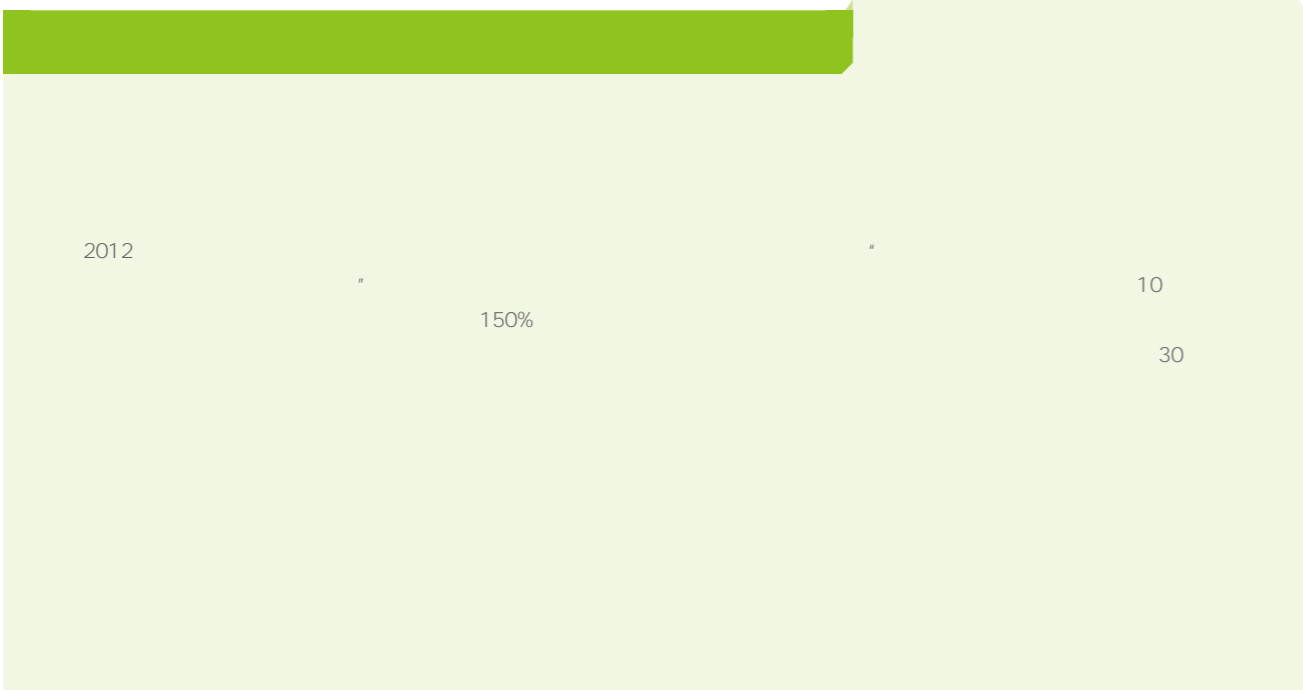
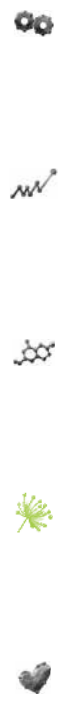
8

9

" "

" "

93.6%



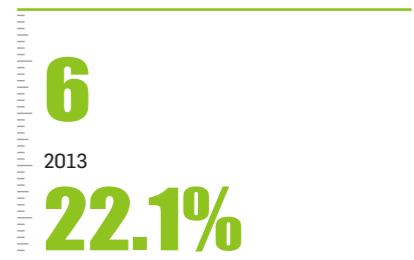
2012

150%

10

30

6



6

2013

22.1%

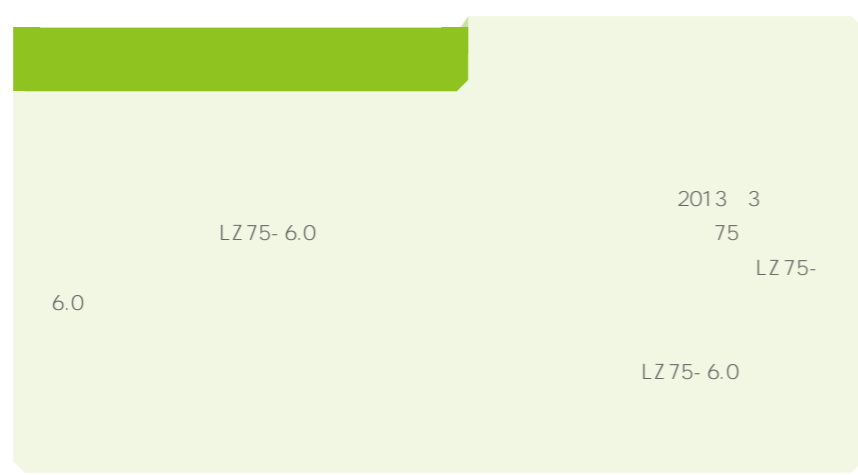


LOW-E

LOW-E



2013
66.4%







2013
17.9



2013
3.1

78
79
80

84
85
86

2013
164.2



2013

2.8:1

2013

35.7%

2013

1.8

2013

90.7%



2013

0

2013

24%

2013

3

2013

14.9

1

2

3

4

5

6

7

8

9

2013

6

2013

2




2013
95.4%

2013
99.4%

2013
1

2013
99

2013
160





2013
1.0
2013
100%

2013
2697
2013
9233

2013
15.2



2013
10.8%
2013
453



e



2013

11

4 < #

90
92
93

94
96

2195.1



2013
80%
 2013
30
 2013
63.5



2013 30
 45 /

2013
 1564
 1234
 79%

2013 9 8

2.23 8

3 20

800

90%

2013

90.6

69.4%

2013

2013
2195.1

2013
332

2013
3500

4 20 8 2
7.0

" 4

" "	
2	8
3700	
"	75
"	
95	9
" 2013 9 8	
"	
"	

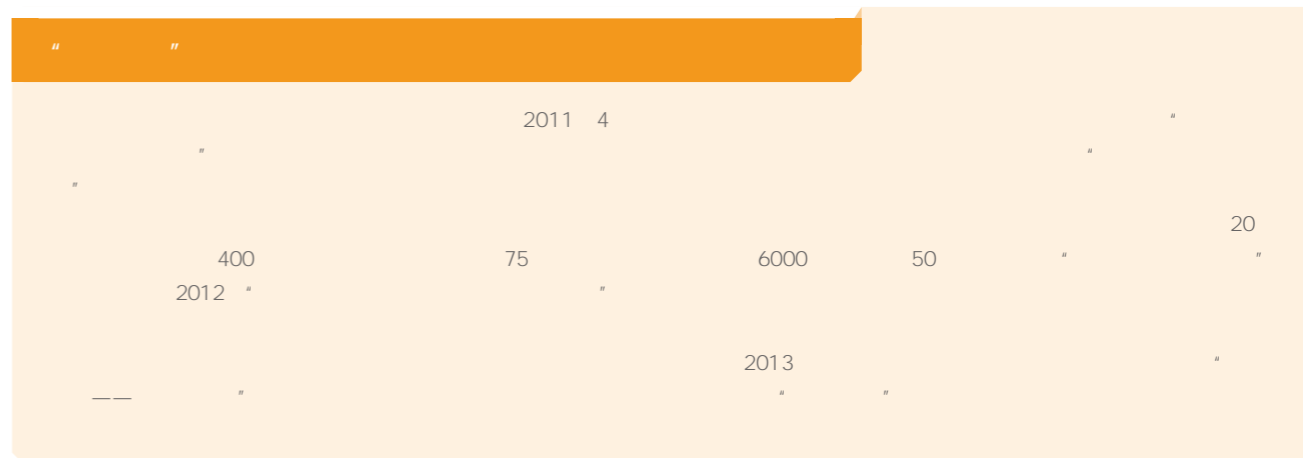


2013
109

2013
144.7

2013
1.1

2013
4864







www.cnbm.com.cn		"	-	"
1.		2013		
2.		2013		
3.		2014		
4.				
		/		
		/		
		E-mail		



100036

17

2

csr@cnbm.com.cn
010-68138138
010-68138088
www.cnbm.com.cn

大良造